











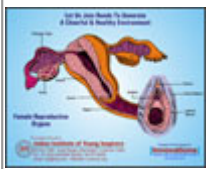

A complete destination for:







- Innovative IEC/BCC Tools
- Training Materials
- Training Games & Toys
- Teaching Learning Materials
- Communication Planning
- Capacity Building on Communication
- Mid-Media Training & Campaign
- Social Gifting & Branding
- Community Monitoring Tools

Mother & Child Health








Date: 29/03/2024






Images	Name	Material	Price	Description
	Ball Maze Game [Safe Delivery]	Flex	500.00	<p>Topic Covered Safe Delivery</p> <p>Description This tool is a type of a board game in which as the participant moves along the board he/she is asked certain questions related to safe delivery and his/her answers determine his/her movement along the board. Through this game the facilitator can initiate a better understanding amongst the participants regarding the danger signs of a mother during pregnancy, ways to control it and the importance of a safe and institutional delivery.</p>
	Brick Puzzle [Family Planning Method]	Sunboard	250.00	<p>Topic Covered Family Planning Method</p> <p>Description This tool is a type of puzzle which when joined together present images related to different types of family planning measures. It can be used to aware the participants regarding the different types of family planning measures along with its benefits and importance for a happy and healthy family life.</p>
	Building Block [ANC]	Plastic Box	1000.00	<p>Topic Covered ANC</p> <p>Description These blocks consist of images portraying practices that come under ANC and danger symptoms for a mother due to lack of ANC. The participants are supposed to arrange the boxes in such a way that it forms a straight tower. Through this a better understanding can be initiated amongst the participants regarding the importance and significance of care that needs to be provided to a mother during pregnancy and the negative impact on the mother's health if she is not provided with the same.</p>
	Building Block [Neo Natal Care]	Plastic Box	1000.00	<p>Topic Covered Neo Natal Care</p> <p>Description These blocks consist of images portraying practices that come under Neo-natal care and danger symptoms for a child due to lack of the neo-natal care. The participants are supposed to arrange the boxes in such a way that it forms a straight tower. Through this a better understanding can be initiated amongst the participants regarding the importance and significance of care and immunization that needs to be provided to a new born child for a particular period of time after birth and the negative impact on the child's health and life if he/she is not provided with the same.</p>
	Card Vanish [Institutional Delivery]	Plastic	300.00	<p>Topic Covered Institutional Delivery</p> <p>Description This tool is a type of magic trick that can be used to spread a message on the importance of institutional delivery for a healthy and safe mother and child. Through this tool the facilitator can easily aware the participants regarding the need and importance of institutional delivery and also about the consequences of home delivery.</p>


	Carrom (Counter) [Mother Danger Signs]	Plastic	500.00	<p>Topic Covered Mother Danger Signs</p> <p>Description This tool consists of a carrom counters have images portraying danger signs for mothers before pregnancy. It can be used to initiate awareness amongst the participants regarding the symptoms that can prove to be fatal for the mother and her child along with the measures to keep a check on it.</p>
	Chalo Ghar Basayaie [Planning for Marriage]	Velvet	650.00	<p>Topic Covered Planning for Marriage</p> <p>Description This tool is a type of a board game in which as the participants move forward they are asked questions related to the appropriate age of marriage and the demerits of an early marriage. It can also be used to aware the participants regarding the benefit and importance of practicing safe sex and family planning, role of a man and parents during pregnancy.</p>
	Changing Card [Benefits of Breast Feeding]	Ply	450.00	<p>Topic Covered Benefits of Breast Feeding</p> <p>Description In this tool first a picture is shown to the participants where a mother is portrayed feeding her child through bottle and other food products are also given to the child, the resultant of which turns out to be an unhealthy and diseased child. Then another picture is shown in which the child is only fed with mother's milk, the result of which is a healthy and happy child. Through this the facilitator can demonstrate the importance and benefits of mother's milk for a newly born child for six months.</p>
	Changing Scenario [ANC]	Plastic and Metal	350.00	<p>Topic Covered ANC</p> <p>Description This tool consists of two chips with images related to the practices that are carried out towards pregnant women which effects their health which when rubbed against one another portrays another image in which proper care is provided to the expecting mother. It can be used to inform the participants regarding the ANC that should be provided to expecting mothers and its importance for both, mother's and child's health.</p>
	Chaupad [Early Marriage and Pregnancy]	Velvet	750.00	<p>Topic Covered Early Marriage and Pregnancy</p> <p>Description This tool is a type of board game with red, green, blue and yellow counters along with question cards. As the game proceeds the participants are asked questions related to the correct age of marriage and pregnancy and the demerits of an early marriage and pregnancy for the mother and the child.</p>
	Coin Game [Female Anatomy]	Flex and Plastic Counters	500.00	<p>Topic Covered Female Anatomy</p> <p>Description This tool consists of a diagram of the female reproductive system along with yellow counters having the names of the various female reproductive organs written on it. The participants are supposed to identify an organ and place the coin with its name on the provided space. It can be used to give brief of the female's reproductive system and its functioning.</p>
	Coin Game [Male Anatomy]	Flex and Plastic Counters	500.00	<p>Topic Covered Male Anatomy</p> <p>Description This tool consists of a diagram of the male reproductive system along with yellow counters having the names of the various male reproductive organs written on it. The participants are supposed to identify an organ and place the coin with its name on the provided space. It can be used to give brief of the male's reproductive system and its functioning.</p>

	Coin Game [Mother Danger Signs]	Ply, Paper and Plastic Counters	400.00	<p>Topic Covered Mother Danger Signs</p> <p>Description This tool consists of a board with images related to danger signs in a mother before and after pregnancy and with images portraying positive preventive behavioral practices along with 12 red and green counters each and 12 counters each with 'Hospital?' and 'At Home?' written on it. It can be used to inform the participants regarding the various danger signs and the place where it should be treated.</p>
	Color TV [Breast Feeding]	Sunboard	300.00	<p>Topic Covered Breast Feeding</p> <p>Description This tool consists of an image showing the different forms of nutritious food that can be given to a new born child which when pulled shows an image with a message that only mother's milk should be given to a child till six months. It can be used to explain to the participants the nutritious value and the importance of mother's milk for a newly born child.</p>
	Color TV [Pregnant and Lactating mother's nutrition]	Sunboard	300.00	<p>Topic Covered Pregnant and Lactating mother's nutrition</p> <p>Description In this tool first a picture is shown to the participants portraying the diet of a pregnant and lactating mother which when pulled portrays the ideal diet that should be given to a pregnant and lactating mother. It can be used to initiate a better understanding amongst the participants regarding the importance of a healthy and nutritious and frequent diet for a pregnant and lactating mother in order to maintain the child's health as well.</p>
	Color TV [Registration]	Sunboard	300.00	<p>Topic Covered Registration</p> <p>Description This tool consists of a black and white image which when pulled transforms into a colorful image portraying a couple going for registration of their newly born child. Through this the facilitator can initiate a discussion on the importance, significance and benefits of registration of a newly born child in order to safeguard his/her rights and other important facts related to it.</p>
	Dori Game [Child Danger Signs]	Ply and Paper	400.00	<p>Topic Covered Child Danger Signs</p> <p>Description This tool consists of a board containing images related to the danger signs in a new born child and ways to take care of them along with a red and green thread. The participants are supposed to identify the danger signs with red thread and the preventive measures with green. It can be used to inform the participants regarding the various danger signs that can be fatal for a new born child and also about the measures to control them.</p>
	Dori Game [Mother Danger Signs]	Ply and Paper	400.00	<p>Topic Covered Mother Danger Signs</p> <p>Description This tool consists of a board containing images related to the danger signs in a mother and ways to cure them along with a red and green thread. The participants are supposed to mark the danger signs with red thread and the preventive measures with green. It can be used to inform the participants regarding the various danger signs that can be fatal for a mother and her child and also about the measures to control them.</p>

	Eight Box [ANC and Neo Natal Care]	Plastic Box	800.00	<p>Topic Covered ANC and Neo Natal Care</p> <p>Description These boxes consist of images which when arranged in a particular fashion first show images portraying ANC and when re arranged portray neo-natal care. Through this a better understanding can be initiated amongst the participants regarding the importance and significance of care that needs to be provided to a mother during pregnancy and to the child and the mother after birth.</p>
	Flip Change [Breast Feeding]	MDF Art Card	250.00	<p>Topic Covered Breast Feeding</p> <p>Description In this tool first a negative picture related to breastfeeding is shown to the participants as result of which the child remains unhealthy, which when changed shows a positive behavior related to breastfeeding as a result of which the child remains healthy. Through this the facilitator can easily aware the participants regarding the benefits of breast feeding for first six months of child birth. Along with it information related to neo-natal care and immunization can also be conveyed amongst the audience.</p>
	Flip Change [Diarrhea]	MDF Art Card	250.00	<p>Topic Covered Diarrhea</p> <p>Description This tool can be used to inform people regarding the symptoms of diarrhea and its fatal effect on a child. And then a discussion can also be initiated regarding the ways to prevent it and the medication and care to be provided when detected.</p>
	Four Box Puzzle [Breast Feeding]	Plastic Box	400.00	<p>Topic Covered Breast Feeding</p> <p>Description These boxes consist of images related to fact and correct position of breast feeding. It can be used by the facilitator to inform the participants regarding the importance, benefits, correct position and the type of food to be consumed during breast feeding.</p>
	Four Box Puzzle [Diarrhea]	Plastic Box	400.00	<p>Topic Covered Diarrhea</p> <p>Description This tool consists of pictures depicting ways through which one can treat diarrhea. These blocks has to be arranged in such a way that all the four pictures come on one side and accordingly in all the directions. Though this tool one can initiate an active discussion on the measures to be taken to cure this disease, its origination and its symptoms.</p>
	Four Box Puzzle [External Breast Feeding]	Plastic Box	400.00	<p>Topic Covered External Breast Feeding</p> <p>Description These boxes consist of images related to the procedure that should be used to take out milk from the breasts in order to feed the child when he/she is not able to suck the milk himself/herself. It can be used by the facilitator to inform the participants regarding the importance and benefits of breast feeding along with the circumstances when the child is not able to suck the milk.</p>
	Four Box Puzzle [Preparation Before Delivery]	Plastic Box	400.00	<p>Topic Covered Preparation Before Delivery</p> <p>Description These boxes consist of images portraying the different things that need to be taken care of before the time of delivery. Through this the facilitator can aware the participants regarding the small things that one tends to ignore when the time of delivery is near.</p>

	Hexagonal Puzzle [Symptoms of STI]	Sunboard	250.00	<p>Topic Covered Symptoms of STI</p> <p>Description This tool is a type of puzzle in which the participants are supposed to arrange the pieces in such a way that they form several pictures depicting the symptoms of STI. It can be used to initiate a discussion on the different symptoms of STI and methods to manage them.</p>
	Interactive Games Kit for Anganwadis [Growth Monitoring]	Flex and Cards	3000.00	<p>Topic Covered Growth Monitoring</p> <p>Description This tool aims to help monitor the growth of the child in the form of a graph which will be made based on the selection of cards by the participants having different situations related to child care. It helps give a visible presentation to the participants of their child's growth and it also helps in informing them the ideal way of child care in a practical way.</p>
	Jig Saw Puzzle [Negative Cycle of Malnourishment]	Hardboard/ Sunboard	250.00	<p>Topic Covered Negative Cycle of Malnourishment</p> <p>Description This tool is in the form of a puzzle which when arranged shows an image portraying the negative cycle of malnourishment in a girl child and then a mother. It can be used by the facilitator to inform the participants regarding the long term consequences of not giving a girl child and a woman the adequate nutrition.</p>
	Kaun Banega Healthy [Neo Natal Care]	Art Card, Plastic Card	500.00	<p>Topic Covered Neo Natal Care</p> <p>Description This tool consists of some questions with illustrations related to Neo ? Natal Care. The participants are supposed to choose the correct situation as according to the question. Correct correction will be signified with a lit bulb. Through this tool the participants will be able to correct their knowledge in a participatory way.</p>
	Magnetic Coin Game [Child Danger Signs]	Magnetic board and Magnetic counters	500.00	<p>Topic Covered Child Danger Signs</p> <p>Description This tool consists of a magnetic board with images related to danger signs in a new born child and ways to take care of them along with 12 red and green magnetic counters each and 12 magnetic counters each with ?Hospital? and ?At Home? written on it. It can be used to inform the participants regarding the various danger signs and the place where it should be treated.</p>
	Magnetic Coin Game [Mother Danger Signs]	Magnetic board and Magnetic counters	500.00	<p>Topic Covered Mother Danger Signs</p> <p>Description This tool consists of a magnetic board with images related to danger signs in a mother before and after pregnancy and with images portraying positive preventive behavioral practices along with 12 red and green magnetic counters each and 12 magnetic counters each with ?Hospital? and ?At Home? written on it. It can be used to inform the participants regarding the various danger signs and the place where it should be treated.</p>
	Multi color TV [ANC]	Sunboard	400.00	<p>Topic Covered ANC</p> <p>Description This tool consists of an image of a pregnant lady which when pulled shows four different images one by one with four different messages. It can be used to initiate a discussion on the various positive practices that comes under ANC like, registration, immunization, consumption of healthy meals and proper care and support from the family, in order to maintain the health of the mother and her child.</p>

	Paper Folding (For 10 Pc) [Exclusive Breast Feeding]	Paper	50.00	<p>Topic Covered Exclusive Breast Feeding</p> <p>Description In this tool images of a goat and that of a mother feeding her child is arranged in such a way that if its cut in a particular fashion only the image of the mother who is feeding her child is left on the paper. It can be used to make the participants aware of the importance and benefits of exclusive breastfeeding for a newly born child.</p>
	Paper Folding (For 10 Pc) [Exclusive Breast Feeding]	Paper	50.00	<p>Topic Covered Exclusive Breast Feeding</p> <p>Description In this tool images of bottled milk (signifying supplementary food) and that of a mother feeding her child is arranged in such a way that if its cut in a particular fashion only the image of the mother who is feeding her child is left on the paper. It can be used to make the participants aware of the importance and benefits of exclusive breastfeeding for a newly born child.</p>
	Phad [Neo Natal Care]	Flex	550.00	<p>Topic Covered Neo Natal Care</p> <p>Description This tool is in the form of a long chart that can be rolled. In the chart there are various frames that have pictures giving out a message on different topics related to child's overall development. All the major topics like health and nutrition of the child, vaccination to be provided and social development of the child are covered in the tool.</p>
	Pocket Chart [Breast Feeding]	Matty and Art Card	500.00	<p>Topic Covered Breast Feeding</p> <p>Description This tool consists of a pocket chart and cards. Through this the facilitator can easily aware the participants regarding the benefits of breast feeding for first six months of child birth, nutrition of the lactating mother and the correct method of external breastfeeding. Along with it information related to neo-natal care and the correct position of breastfeeding the child can also be conveyed amongst the participants.</p>
	Pocket Chart [Neo Natal Care]	Matty and Art Card	500.00	<p>Topic Covered Neo Natal Care</p> <p>Description This tool consists of a Pocket Chart along with question cards whose answers are in the form of images with a message printed over it. Through this a better understanding can be initiated amongst the participants regarding the importance and significance of nutrition and immunization that needs to be provided to a new born child for a particular period of time after birth and the negative impact on the child's health and life if he/she is not provided with the same and the significance of the social development of the child.</p>
	Pocket Chart [Nutrition]	Matty and Art Card	500.00	<p>Topic Covered Nutrition</p> <p>Description This tool consists of a pocket chart and cards. Through this the facilitator can easily aware the participants regarding the benefits of giving supplementary food to the child after the first six months of child birth, the amount and frequency of the supplementary diet that should be given, method of giving supplementary food and type of diet during illness. Along with it information related to nutrition of the lactating mother and the correct method of external breastfeeding can also be conveyed amongst the participants.</p>
	Pocket Chart [PNC]	Matty and Art Card	500.00	<p>Topic Covered PNC</p> <p>Description This tool consists of a pocket chart and cards. Through this the facilitator can easily aware the participants regarding the preparation to be done before deliver, danger signs in a mother after delivery and points to be noted while caring for the mother and the child.</p>

	Pocket Chart [Vaccination]	Matty and Art Card	500.00	<p>Topic Covered Vaccination</p> <p>Description This tool consists of a Pocket Chart and questions related to vaccination along with its answers in the form of pictures with messages printed on it. It can be used to initiate a better understanding amongst the participants regarding the importance and types of vaccination given to the child in a particular time period.</p>
	Six Box [Neo Natal Care]	Plastic Box	600.00	<p>Topic Covered Neo Natal Care</p> <p>Description This tool consists of boxes with images related to the danger signs and symptoms in a new born child that can prove to be fatal for him/her and an image of a hospital signifying it to be the ideal place for treatment. Through this the facilitator can aware the participants regarding the various danger signs and the importance of immunization at a set period of time for a child in order to keep a check on the fatal diseases that a child can develop.</p>
	Six Box [Vaccination]	Plastic Box	600.00	<p>Topic Covered Vaccination</p> <p>Description This tool consists of images portraying different forms of vaccination that should be given to a child for a particular period of time. It can be used to initiate a better understanding amongst the participants regarding the importance and types of vaccination given to the child after his/her birth.</p>
	Surbaghi [Nutrition During Pregnancy]	Flex	500.00	<p>Topic Covered Nutrition During Pregnancy</p> <p>Description This tool consists of Surbaghi game board along with 32 counters and some question cards. During the game the participants are asked various questions related to pregnancy, ANC, the type and number of meals an expecting mother should consume, benefits of a good diet and the dangers caused by an unhealthy diet. It helps in making the participants aware of the different issues raised in the game.</p>
	Three Card [Neo Natal Care]	250gms Card Sheet	150.00	<p>Topic Covered Neo Natal Care</p> <p>Description This tool consists of images portraying appropriate behavioral practices that come under neo natal care. It can be used to initiate a better understanding amongst the audience regarding the benefits of providing appropriate care to the infant in order to maintain his health.</p>
	Three Card [Vaccination]	250gms Card Sheet	150.00	<p>Topic Covered Vaccination</p> <p>Description This tool consists of images portraying the different types of vaccines that a child must be provided with after birth along with the information related to the time and duration in which it should be taken. It can be used to initiate a better understanding amongst the audience related to the importance and benefits of different types of vaccination and can also help eradicate the myths related to it.</p>
	Tick Cross Game [ANC]	Ply, Paper and Tick ? Cross Counters	400.00	<p>Topic Covered ANC</p> <p>Description This tool consists of a board containing images related to appropriate and inappropriate behavioral practices by an expecting mother during pregnancy, along with red cross (X) and green ticks (?). The participants are supposed to identify the inappropriate behavioral practices with red cross and appropriate behavioral practices with green ticks. It can be used to inform the participants regarding the various activities that can be harmful for a mother and her child and also about the things to be kept in mind during pregnancy to deliver a healthy child.</p>

	Tick Cross Game [Child Danger Signs]	Ply, Paper and Tick ? Cross Counters	400.00	<p>Topic Covered Child Danger Signs</p> <p>Description This tool consists of a board with images related to danger signs in a new born child and ways to take care of them along with red cross and green ticks. It can be used to inform the participants regarding the various danger signs that can be fatal for a new born child and also about the measures to control them.</p>
	Tick Cross Game [Neo Natal Care]	Ply, Paper and Tick ? Cross Counters	400.00	<p>Topic Covered Neo Natal Care</p> <p>Description This tool consists of a board containing images of appropriate and inappropriate behavioral practices related to Neo ? natal Care, along with red cross (X) and green ticks (?). The participants are supposed to identify the inappropriate behavioral practices with red cross and appropriate behavioral practices with green ticks. Through this a better understanding can be initiated amongst the participants regarding the importance and significance of care and immunization that needs to be provided to a child for a particular period of time after birth.</p>
	Tower game [ANC, Neo Natal Care]	Cards	650.00	<p>Topic Covered ANC, Neo Natal Care</p> <p>Description This tool consists of playing cards with information related to ANC and neo-natal care written on it like its characteristics, benefits, modes and demerits if the mother and child are deprived of it. It can be used to promote ANC and neo-natal care in order decrease the prevailing MMR and IMR.</p>
	Transparent Pocket Chart [ANC]	Plastic Sheet	650.00	<p>Topic Covered ANC</p> <p>Description This tool consists of a pocket chart along with picture cards. It can be used to initiate a discussion on the various positive practices that comes under ANC like, registration, immunization, consumption of healthy meals and proper care and support from the family, in order to maintain the health of the mother and her child.</p>
	Wheel Game [Vaccination]	Sunboard	300.00	<p>Topic Covered Vaccination</p> <p>Description This tool consists of images portraying different forms of vaccination that should be given to a child for a particular period of time. It can be used to initiate a better understanding amongst the participants regarding the importance and types of vaccination given to the child after his/her birth.</p>