







## A complete destination for:

- Innovative IEC/BCC Tools
- Training Materials
- Training Games & Toys
- Teaching Learning Materials
- Communication Planning
- Capacity Building on Communication
- Mid-Media Training & Campaign
- Social Gifting & Branding
- Community Monitoring Tools


## HIV & AIDS

Date: 27/04/2024








Images	Name	Material	Price	Description
	Ball Maze Game [Healthy Routine of HIV Infected Person]	Flex	500.00	<p><b>Topic Covered</b> Healthy Routine of HIV Infected Person</p> <p><b>Description</b> The Ball Maze Game tool aims at promoting positive behavior that a HIV+ person should practice to lead a healthy and happy life. In this the participants need to move from the starting to the ending point discussing in between the images they come across.</p>
	Brick Puzzle [Symptoms of STI]	Sunboard	250.00	<p><b>Topic Covered</b> Symptoms of STI</p> <p><b>Description</b> This tool is a type of puzzle in which the participants are supposed to arrange the pieces in such a way that they form several pictures depicting the symptoms of STI. It can be used to initiate a discussion on the different symptoms of STI and methods to manage them.</p>
	Building Block (6 Block) [Male Condom Demonstration]	Plastic Box	600.00	<p><b>Topic Covered</b> Male Condom Demonstration</p> <p><b>Description</b> This tool consists of six blocks having pictures portraying step by step demonstration of the method to apply condom on the male reproductive part. It can be used to make the participants aware of the correct method and the benefits of using a condom.</p>
	Building Block [Myths related to HIV/AIDS]	Plastic Box	1000.00	<p><b>Topic Covered</b> Myths related to HIV/AIDS</p> <p><b>Description</b> This tool consists of ten blocks with activities that transfer and activities that does not transfer HIV/AIDS. The participants are asked to arrange the blocks in such a way that it forms a straight tower. It can be used to eradicate myths related to the transmission of HIV/AIDS.</p>
	Building Blocks [Female Condom Demonstration]	Plastic Box	800.00	<p><b>Topic Covered</b> Female Condom Demonstration</p> <p><b>Description</b> This tool consists of six blocks having pictures portraying step by step demonstration of the method to apply condom in the female reproductive part. It can be used to make the participants aware of the correct method and the benefits of using a condom.</p>
	Building Blocks [HIV and CD-4]	Plastic Box	1000.00	<p><b>Topic Covered</b> HIV and CD-4</p> <p><b>Description</b> This tool consists of eight blocks having pictures depicting the importance of CD-4 in our body to fight several diseases and the effect on our body when CD-4 is destroyed by the HIV virus. This tool clearly depicts the threat of HIV virus on our body and hence the need to prevent it from entering the body.</p>

	Changing Card [Importance of ART]	Ply	450.00	<p><b>Topic Covered</b> Importance of ART</p> <p><b>Description</b> This tool consists of pictures depicting the importance of taking ART regularly and its effect on health if not taken regularly. It can be used to aware the participants regarding the importance of ART medication for a HIV+ people to help him lead a healthy life.</p>
	Changing Scenario [Discrimination against HIV Infected]	Plastic & Metal	350.00	<p><b>Topic Covered</b> Discrimination against HIV Infected</p> <p><b>Description</b> This tool consists of two chips having pictures that portray the discrimination faced by HIV+ people in the society which when rubbed together portrays the desired scenario that should be there for them. It can also be used to share with people the different modes of HIV/AIDS transmission.</p>
	Changing Scenario [Transmission & Prevention from HIV/AIDS]	Plastic & Metal	350.00	<p><b>Topic Covered</b> Transmission &amp; Prevention from HIV/AIDS</p> <p><b>Description</b> This tool consists of two chips having pictures that portray the modes of HIV/AIDS transmission which when rubbed against one another displays pictures portraying modes that prevents HIV/AIDS transmission. This tool can be efficiently used by the facilitator to differentiate between the desired and undesired behaviors regarding the prevention of HIV/AIDS.</p>
	Coin Game [Discrimination against HIV Infected]	Ply, Paper & Plastic Counters	400.00	<p><b>Topic Covered</b> Discrimination against HIV Infected</p> <p><b>Description</b> This tool consists of a board with pictures related to positive and negative behavior practices with an HIV infected person along with 12 red and green counters each. Through this tool the facilitator can know about the participant's understanding of the topic and he can also motivate them not to discriminate HIV infected people.</p>
	Coin Game [Myths related to HIV/AIDS]	Ply, Paper & Plastic Counters	400.00	<p><b>Topic Covered</b> Myths related to HIV/AIDS</p> <p><b>Description</b> This tool consists of a board with pictures related to the activities that transmit HIV and activities that don't along with 12 red and green counters each. Through this tool the facilitator can get a better understanding of the participant's knowledge regarding the same and can also eradicate the prevalent myths amongst the participants.</p>
	Color TV [Discrimination against HIV Infected]	Sunboard	300.00	<p><b>Topic Covered</b> Discrimination against HIV Infected</p> <p><b>Description</b> This tool consists of two pictures, one depicting the dejection that a HIV+ person faces and the other showing the ideal situation that should be. It can be used to make the participants understand the stigma faced by HIV+ people and the ideal treatment that they should have from the community.</p>
	Color TV [Importance of Condom]	Sunboard	300.00	<p><b>Topic Covered</b> Importance of Condom</p> <p><b>Description</b> This tool consists of a picture portraying unsafe sex practice that can transmit HIV/AIDS which when pulled out portrays a picture displaying the use of condom for safe sex. It can be used to explain the importance of condom during sex to prevent the transmission of HIV/AIDS along with the method to use it.</p>
	Condom Demonstration Model [Correct use of Condom]	Plastic	150.00	<p><b>Topic Covered</b> Correct use of Condom</p> <p><b>Description</b> This tool can be used to demonstrate the correct method of putting and taking off a condom from the male reproductive part.</p>

	Dangler [Myths and Facts related to HIV/AIDS]	300gsm ART Card	50.00	<p><b>Topic Covered</b> Myths and Facts related to HIV/AIDS</p> <p><b>Description</b> Danglers in the form of a kite hold images and messages on the behaviors through which HIV/AIDS can be transmitted and behaviors through which it is not. It can be used to hang to provide information.</p>
	Dori Game [Myths related to HIV/AIDS]	Ply& Paper	400.00	<p><b>Topic Covered</b> Myths related to HIV/AIDS</p> <p><b>Description</b> This tool consists of a board with pictures on it along with one red and one green thread. The board has pictures depicting the practices that can transmit HIV and the practices that don't. This tool can be used to get a better understanding of the participant's knowledge regarding transmission of HIV/AIDS and also to inform them about the ways to prevent it.</p>
	Eight Box Puzzle [Transmission and Myths related to HIV]	Plastic Box	800.00	<p><b>Topic Covered</b> Transmission and Myths related to HIV</p> <p><b>Description</b> This tool consists of eight boxes which when arranged in a particular way portrays the different modes of transmission of HIV/AIDS and when re-arranged portrays several myths related to HIV/AIDS transmission.</p>
	Electro Game [ART]	Art Card, Plastic	500.00	<p><b>Topic Covered</b> ART</p> <p><b>Description</b> This tool consists of questions and answers with pictures related to ART. If the participant gives a correct answer a green light is lit. It can be used to promote the usage of ART and also to aware people regarding the precautions one has on take while on ART medication.</p>
	Electro Game [Myths related to HIV]	Art Card and Plastic	500.00	<p><b>Topic Covered</b> Myths related to HIV</p> <p><b>Description</b> This tool consists of questions and answers with pictures related to the prevalent myths on HIV/AIDS transmission. If the participant gives a correct answer a green light is lit. It can be used to aware people regarding the different activities through which HIV is transmitted and the activities through which it is not.</p>
	Five Ball [Myths related to HIV/AIDS Transmission]	Plastic	200.00	<p><b>Topic Covered</b> Myths related to HIV/AIDS Transmission</p> <p><b>Description</b> This tool consists of images depicting activities through which HIV/AIDS can or cannot be transmitted. The participants are supposed to rest a ball over one picture and then a discussion is held on the activity displayed. This tool focuses on eradicating the myths related to HIV/AIDS transmission.</p>
	Flip Book [Basic Information on HIV/AIDS]	300 GSM Card Sheet	450.00	<p><b>Topic Covered</b> Basic Information on HIV/AIDS</p> <p><b>Description</b> This tool consists of images and messages related to the causes of HIV/AIDS and methods through which it can be prevented. It can be used to effectively have a discussion on the basic information one should have related to HIV/AIDS.</p>
	Flip Change [Discrimination against HIV Infected]	MDF. Art Card	250.00	<p><b>Topic Covered</b> Discrimination against HIV Infected</p> <p><b>Description</b> This tool consists of a picture related to the discrimination faced by HIV+ people in a society along with a message related to the ideal situation and treatment that should be there for them. The facilitator can also discuss with the participants the negative impact that discriminated behavior has on a HIV+ person's health and social life.</p>


	Flip Change [Safe Sexual Relationship]	MDF and Art Card	250.00	<p><b>Topic Covered</b> Safe Sexual Relationship</p> <p><b>Description</b> This tool can be used to demonstrate the benefits of practicing safe sex and the consequences of practicing unsafe sex. It consists of a picture depicting unsafe sex practice with a message telling about its consequences which when changed converts to an image depicting safe sex practice along with a message telling about its benefits.</p>
	Four Box Puzzle [Palliative Care]	Plastic Box	400.00	<p><b>Topic Covered</b> Palliative Care</p> <p><b>Description</b> This tool consists of four blocks with pictures portraying the practices to be followed by a person caring for a HIV+ person. It is helpful for spreading awareness amongst the people who care for HIV+ people so that they themselves don't get affected from it.</p>
	Four Box Puzzle [Prevention from HIV/AIDS]	Plastic Box	400.00	<p><b>Topic Covered</b> Prevention from HIV/AIDS</p> <p><b>Description</b> This tool is in the form of a puzzle containing pictures related to methods through which HIV/AIDS can be prevented. The participants will have to arrange these boxes in such a way that all the four different pictures come on one side and similarly on all the directions.</p>
	Hexagonal Puzzle [Positive Lifestyle of HIV Infected]	Sunboard	250.00	<p><b>Topic Covered</b> Positive Lifestyle of HIV Infected</p> <p><b>Description</b> The Hexagonal Puzzle tool contains pictures related to the positive lifestyle of a HIV infected person. It helps in bringing awareness regarding the various precautions to be taken when infected from HIV.</p>
	Ladder Game [Risk Behavior for HIV Transmission]	Acrylic/ Sunboard	500.00	<p><b>Topic Covered</b> Risk Behavior for HIV Transmission</p> <p><b>Description</b> In this tool when a card portraying an activity that can help in transmission of HIV/AIDS is put inside the ladder, another card portraying the desired behavior to prevent it comes out of it. This tool can be used to discuss about the risky behaviors that can help in the transmission of HIV/AIDS.</p>
	Magic Cube [Blood Donation]	Plastic Box	200.00	<p><b>Topic Covered</b> Blood Donation</p> <p><b>Description</b> The Magic Cube tool consists of pictures which portray the reasons due to which HIV/AIDS is transmitted. After initiating a discussion on the portrayed pictures the facilitator clears the myths regarding the transmission of HIV/AIDS through blood donation. Hence, promoting the donation of blood amongst the masses.</p>
	Magnetic Coin Game [Myths related to HIV/AIDS]	Magnetic Board & Magnetic Counters	500.00	<p><b>Topic Covered</b> Myths related to HIV/AIDS</p> <p><b>Description</b> This tool consists of Coin Game Board and 12 red and green counters each. The board has pictures depicting the practices that can transmit HIV and the practices that don't. This tool can help to get a better understanding of the participant's knowledge regarding HIV/AIDS and alongside eradicate the myths related to its transmission.</p>
	Magnetic Dart Game [Myths related to HIV/AIDS]	Art Card, Ply	650.00	<p><b>Topic Covered</b> Myths related to HIV/AIDS</p> <p><b>Description</b> This tool consists of a board with pictures related to myths and facts about HIV/AIDS printed on it. The participants are supposed to throw the dart on the board and have a discussion on the aimed picture. It can be used to eradicate the myths related to HIV/AIDS and spread awareness regarding the facts related to it.</p>



	Missing Puzzle [Importance of Condom]	Sunboard	150.00	<p><b>Topic Covered</b> Importance of Condom</p> <p><b>Description</b> In this tool the participants are supposed to match and join the different pieces in which a picture appears with and without an image of condom. Through this tool the facilitator can efficiently discuss about the pros and cons of using and not using a condom for prevention and transmission of HIV/AIDS, respectively.</p>
	Multi Flip Change [Transmission & Prevention from HIV/AIDS]	Sunboard	450.00	<p><b>Topic Covered</b> Transmission &amp; Prevention from HIV/AIDS</p> <p><b>Description</b> This tool consists of pictures showing practices through which HIV/AIDS can be transmitted on one side and pictures related to its ways of prevention on the other. The Multi Flip Change game focuses on bringing awareness in the masses regarding the modes of transmission of HIV/AIDS and the methods through which it can be prevented.</p>
	Multi Slide [Modes of Transmission]	Sunboard	400.00	<p><b>Topic Covered</b> Modes of Transmission</p> <p><b>Description</b> This tool consists of different images with messages that depict activities through which HIV/AIDS can be transmitted on one side and different myths related to HIV/AIDS transmission on the other. It can be used as an effective mode to have a discussion on various modes of transmission and ways to prevent it.</p>
	Paper Folding (For 20 pc) [Importance of Condom]	Paper	75.00	<p><b>Topic Covered</b> Importance of Condom</p> <p><b>Description</b> This tool consists of the words 'HIV' and 'Condom' written on a paper in such a way that when folded and cut from one side only the word 'Condom' remains on the paper. It can be used to demonstrate the importance of condom for preventing the transmission of HIV/AIDS.</p>
	Pocket Chart (Red & Green) [Positive Behavior related to ART]	Matty & Art Card	500.00	<p><b>Topic Covered</b> Positive Behavior related to ART</p> <p><b>Description</b> This tool consists of Pocket Chart of red and green color along with pictures portraying positive and negative behavioral practices related to ART. It can be used by the facilitator to differentiate between the two positive and negative behavioral practices and its impact on our health.</p>
	Pocket Chart [ART]	Matty & Art Card	500.00	<p><b>Topic Covered</b> ART</p> <p><b>Description</b> This tool consists of a pocket chart and pictures depicting the common problems related to the ART and its solutions. After starting ART people generally face many problems through this tool one can easily make them understand the common symptoms and its solution so that they may not stop the treatment in between.</p>
	Pocket Chart [HIV/AIDS & Alcohol]	Matty & Art Card	500.00	<p><b>Topic Covered</b> HIV/AIDS &amp; Alcohol</p> <p><b>Description</b> This tool consists of a Pocket Chart and pictures portraying desired and undesired behavioral practices for prevention and transmission of HIV/AIDS along with pictures related to drug abuse. Through this the facilitator can discuss about healthy health habits and the impact of drugs on our health and also that of desired behaviors to prevent the transmission of HIV/AIDS.</p>

	Pocket Chart [PLHWA]	Matty & Art Card	500.00	<p><b>Topic Covered</b> PLHWA</p> <p><b>Description</b> This tool consists of a pocket chart and pictures depicting the ideal care that should be done of an HIV infected person and things to do when the person starts behaving abnormally or gets infected from crucial diseases. It can also be used to initiate a discussion on the importance of providing ideal care to help the person live a better life.</p>
	Pocket Chart [Positive Behavior and Life Style]	Matty & Art Card	500.00	<p><b>Topic Covered</b> Positive Behavior and Life Style</p> <p><b>Description</b> This tool is in the form of a pocket chart where pictures related to positive life style that should be followed by a person with HIV/AIDS, are arranged in such a way that it portrays one single picture depicting the outcome of those practices. It can also be used to aware people regarding the modes of transmission of HIV/AIDS and its prevention.</p>
	Pocket Chart [Transmission, Myths Prevention & Importance of ICTC]	Matty & Art Card	500.00	<p><b>Topic Covered</b> Transmission, Myths Prevention &amp; Importance of ICTC</p> <p><b>Description</b> This tool consists of question and answer cards related to transmission of HIV/AIDS, prevention from HIV/AIDS, myths related to it and the importance of ICTC. Through this tool the participants can get a detailed knowledge of the modes of transmission of HIV/AIDS, myths related to it and the importance of ICTC health check.</p>
	Poster (A3 size) [Myths related to HIV/AIDS Transmission]	Paper	50.00	<p><b>Topic Covered</b> Myths related to HIV/AIDS Transmission</p> <p><b>Description</b> This tool is in the form of a poster containing pictures of the activities which does not transfer HIV/AIDS from one person to another. It can be used to evade the myths related to HIV transmission from the community.</p>
	Six Box Puzzle [Discrimination against HIV Infected]	Plastic Box	600.00	<p><b>Topic Covered</b> Discrimination against HIV Infected</p> <p><b>Description</b> This tool is in the form of a puzzle with pictures depicting the various scenarios in which a HIV+ person has to face discrimination. After the pictures are discussed by the facilitator awareness regarding the desired behavior towards HIV+ people can be talked upon and also about the stigma that they face because of discrimination.</p>
	Six Box Puzzle [Prevention from HIV/AIDS]	Plastic Box	600.00	<p><b>Topic Covered</b> Prevention from HIV/AIDS</p> <p><b>Description</b> This tool is in the form of a puzzle containing pictures related to methods through which HIV/AIDS can be prevented. The participants will have to arrange these boxes in such a way that all the six different pictures come on one side and similarly on all the directions.</p>
	Smile Puzzle [Myths related to HIV/AIDS]	Plastic	100.00	<p><b>Topic Covered</b> Myths related to HIV/AIDS</p> <p><b>Description</b> This tool can be used to spread awareness on the different myths related to HIV/AIDS. In this the participants are asked to free the smile which represent the problem generated from the ignorance of the society.</p>
	Sticker [Discrimination Related to HIV/AIDS]	Paper	25.00	<p><b>Topic Covered</b> Discrimination Related to HIV/AIDS</p> <p><b>Description</b> This tool is in the form of a sticker containing situations demonstrating social discrimination against people with HIV/AIDS along with a message to demolish such activities.</p>

	Sundarvan [Discrimination against HIV Infected]	Feather and Tin	850.00	<p><b>Topic Covered</b> Discrimination against HIV Infected</p> <p><b>Description</b> Multiplicative effect can be explained with the help of this tool. It can be used to signify the effect of discrimination on the life of a HIV infected person and the ideal situation that should be.</p>
	Thambola [Positive Life Style, ART, Care and Transmission]	Flex	500.00	<p><b>Topic Covered</b> Positive Life Style, ART, Care and Transmission</p> <p><b>Description</b> This tool consists of pictures related to positive and negative behavior practices regarding HIV/AIDS and the people affected by it. Through this tool the facilitator can initiate a healthy discussion on HIV and AIDS, its modes of transmission, care to be provided to an infected person and the importance of ART.</p>
	Three Card [Discrimination against HIV Infected]	250 gms Card Sheet	150.00	<p><b>Topic Covered</b> Discrimination against HIV Infected</p> <p><b>Description</b> This tool consists of picture and messages related to discrimination that people suffering from HIV/AIDS face in a society. Through this tool the facilitator can discuss upon the negative impact that discrimination has on a person's health and the ideal treatment with care and support that should be provided to them.</p>
	Tic Cross Game [Myths related to HIV/AIDS]	Ply, Paper & Tick-Cross Counters	400.00	<p><b>Topic Covered</b> Myths related to HIV/AIDS</p> <p><b>Description</b> This tool consists of a board with pictures related to the activities that transmit HIV and activities that don't along with 12 tics (?) and cross (X) each. Through this tool the facilitator can get a better understanding of the participant's knowledge regarding the same and can also eradicate the prevalent myths amongst the participants.</p>
	Tower of Information [Myths and Transmission of HIV/AIDS]	Cards	650.00	<p><b>Topic Covered</b> Myths and Transmission of HIV/AIDS</p> <p><b>Description</b> This tool consists of playing cards with information related to Myths and Transmission of HIV/AIDS. It can be used to provide complete knowledge on the topic of HIV/AIDS, that is, transmission, prevention, myths and treatment.</p>
	Wheel Game (Both Side) [Transmission and Myths related to HIV]	Sunboard	350.00	<p><b>Topic Covered</b> Transmission and Myths related to HIV</p> <p><b>Description</b> This tool consists of different images with messages that depict activities through which HIV/AIDS can be transmitted on one side and different myths related to HIV/AIDS transmission on the other. It can be used as an effective mode to have a discussion on various modes of transmission and ways to prevent it.</p>
	Wheel Game [ART]	Sunboard	350.00	<p><b>Topic Covered</b> ART</p> <p><b>Description</b> This tool consists of pictures with messages portraying the importance of ART and the precautions to be kept in mind while taking the medication. It can be used to aware the masses regarding the importance of ART for a HIV+ person to maintain a healthy life.</p>
	Wheel Game [Modes of HIV/AIDS Transmission]	Sunboard	300.00	<p><b>Topic Covered</b> Modes of HIV/AIDS Transmission</p> <p><b>Description</b> This tool consists of different images with messages that depict activities through which HIV/AIDS can be transmitted. It can be used as an effective mode to have a discussion on various modes of transmission and ways to prevent it.</p>

	Zig Saw [Modes of Transmission]	Hardboard/ Sunboard	250.00	<p><b>Topic Covered</b> Modes of Transmission</p> <p><b>Description</b> This tool is a type of a puzzle with different pieces which when joined together reveal pictures which depict the different modes through which HIV/AIDS can be transmitted and modes through which HIV/AIDS is not transmitted. It can also be used to spread awareness regarding the modes through which it can be prevented and also about the myths related HIV/AIDS transmission.</p>
---	---------------------------------	------------------------	--------	--