


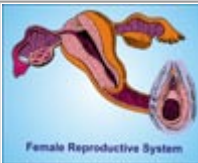







## A complete destination for:










- Innovative IEC/BCC Tools
- Training Materials
- Training Games & Toys
- Teaching Learning Materials
- Communication Planning
- Capacity Building on Communication
- Mid-Media Training & Campaign
- Social Gifting & Branding
- Community Monitoring Tools

## Education (TLM)

Date: 26/04/2024





| Images  | Name   | Material | Price  | Description   |
|---|--|----------|--------|---|
|    | Ascending order and Descending order [TLM]   |          | 400.00 | <b>Description</b><br>This game gives the understanding about ascending order and descending order. Through this tool the children can easily be though the big and the small numbers.  |
|    | Chakari ???? [TLM]                           |          | 500.00 | <b>Topic Covered</b><br>Education (TLM)<br><br><b>Description</b><br>This tool can help the child in efficiently solving the mathematics equations of addition, subtraction, multiplication and division. This can also be played for word making, or counting up to 999 etc.                       |
|   | Clock Game [TLM]                             |          | 400.00 | <b>Description</b><br>This tool is designed in a way to help the children understand the calculation of time within 24 hours in a day.  |
|  | Coin Game (Female Reproductive System) [TLM] |          | 500.00 | <b>Description</b><br>This tool helps children to understand the female reproductive organ and its nomenclature. In this the children will need to identify the different organs of the female reproductive system and then will have to mark them with a counter of its name.                      |
|  | Coin Game (Digestive System) [TLM]           |          | 500.00 | <b>Description</b><br>This tool helps children to understand the digestive system of the body and its nomenclature. In this the children need to identify the different organs that help in digestion and mark them with a counter of its name.   |
|  | Coin Game (Human Skelton) [TLM]              |          | 500.00 | <b>Description</b><br>This tool helps children to understand the human skeleton and its nomenclature. In this the children need to identify the different bones and then will have to mark them with a counter of its name.   |
|  | Coin Game (Male Reproductive System) [TLM]   |          | 500.00 | <b>Description</b><br>This tool helps children to understand the male reproductive organ and its nomenclature. In this the children will need to identify the different organs of the male reproductive system and then will have to mark them with a counter of its name.                          |
|  | Color TV (Photosynthesis) [TLM]              |          | 300.00 | <b>Description</b><br>This tool which provide the information on importance of sunlight and explains the process of photosynthesis. In this first a black and white image is shown to the children in which only a moon is visible which when changed shows the complete process of photosynthesis. |
|  | Cube Puzzle [TLM]                            |          | 300.00 | <b>Description</b><br>Woodem 3D Zig saw puzzle  |

|   |  |  |         |   |
|---|--|--|---------|---|
|    | Elephant Shape Puzzle [TLM]                  |  | 300.00  | <b>Description</b><br>Woodem 3D Zig saw puzzle  |
|    | English Alphabets [TLM]                      |  | 600.00  | <b>Description</b><br>This tool can be used to teach the child the different English alphabets and their correct order.   |
|    | Flash Cards (English Alphabet) [TLM]         |  | 600.00  | <b>Description</b><br>It consists of different alphabets of English Language. It can be used to teach the children the correct order of these alphabets.  |
|    | Flash Cards (English Number) [TLM]           |  | 450.00  | <b>Description</b><br>It consists of numbers up till 20. Through this children can learn counting up till 20.   |
|   | Flash Cards (Good Habit) [TLM]               |  | 410.00  | <b>Description</b><br>It consists of illustrations portraying good and bad habits. Through this tool children can be easily taught to differentiate between the good and the bad habits.  |
|  | Flash Cards (Hindi Alphabet) [TLM]           |  | 1500.00 | <b>Description</b><br>It consists of different alphabets of Hindi Language. It can be used to teach the children the correct order of these alphabets.  |
|  | Flash Cards (Months) [TLM]                   |  | 400.00  | <b>Description</b><br>It consists of the names of different months in a year. It can be used to teach the children the correct order of these months in a year.   |
|  | Flash Cards (Roman Number) [TLM]             |  | 300.00  | <b>Description</b><br>It consists of roman numerical up till 20. Through this children can learn roman counting up till 20.   |
|  | Flash Cards (Weeks) [TLM]                    |  | 250.00  | <b>Description</b><br>It consists of the names of different days in a week. It can be used to teach the children the correct order of these days in a week.   |
|  | Flip Change (Environment Conservation) [TLM] |  | 250.00  | <b>Description</b><br>This tool is in the form of flip change focusing to teach the children regarding the importance of trees for the environment and the consequences that may occur if we cut them. In this first a dry plant is shown which depicts the current scenario and then a full grown tree is shown signifying the ideal scenario. By this tool children can be sensitized to protect trees. |
|  | Fraction game [TLM]                          |  | 1000.00 | <b>Description</b><br>This is in form of a magnetic circle divided into eight equal parts. This helps the children to learn fraction and due to its magnetic property it can stick onto magnetic board or any iron surface.   |

|   |   |  |         |   |
|---|---|--|---------|---|
|    | Front Back Game<br>(English Number with<br>picture on back side)<br>[TLM] |  | 450.00  | <b>Description</b><br>This tool consists of flash cards with numerical up till 20 with front and back printing. On front side the numbers are printed and on the back side objects of the same quantity are printed for the given front number. It can be used to help the child learn counting and the order of the numbers.   |
|    | Hindi Alphabets<br>[TLM]  |  | 1500.00 | <b>Description</b><br>This tool can be used to teach the child the different Hindi alphabets and their correct order.   |
|    | Hindi Matraye [TLM]   |  | 750.00  | <b>Description</b><br>This tool can be used to teach the child the different matrays and their use in Hindi language.   |
|    | Indian Map [TLM]  |  | 400.00  | <b>Description</b><br>This tool is in the form of a puzzle which can be used to give the information about the placement of states in our country and the oceans surrounding them.  |
|    | Key lock Puzzle<br>[TLM]  |  | 300.00  | <b>Description</b><br>Wodden Puzzle   |
|   | Lock Puzzle [TLM]   |  | 400.00  | <b>Description</b><br>Wooden Puzzle   |
|  | Magnetic Board<br>[TLM]   |  | 500.00  | <b>Description</b><br>This board is provided with dual facility. One can stick magnetic alphabets and related games on it and it can also be used for writing something on it.  |
|  | Match Diary (With<br>one set of cards on<br>one topic) [TLM]              |  | 400.00  | <b>Description</b><br>This tool is comprises of twenty rolling cards divided into two parts. In this diary different combination of cards can be inserted to play and learn. With the help of this diary children can learn following topics:<br>1. Opposites,<br>2. Synonyms,<br>3. Relationship,<br>4. Word building in Hindi language<br>5. Word building in English language<br>6. Counting up to 99<br>7. Match for good habits and bad habits   |
|  | Maths Board [TLM]   |  | 500.00  | <b>Description</b><br>This is a board game which is played with the help of dice and counters. This helps the children to learn addition and subtraction while playing the game. In this tool the children will have to move according to the number he obtains on the dice and will have to write the digit on which his counter lands on the board. Similarly he will have to write all the digits until he reaches the last block of the game. In the end all the children will have to add the digits they have obtained and the child whose digit will be the highest will win the game. |

|   |   |  |        |  |
|---|---|--|--------|--|
|    | Maths Puzzle [TLM]                                      |  | 300.00 | <b>Description</b><br>This tool is in the form of a small puzzle to make children understand that how two given shapes can make different shapes in the mathematics.   |
|    | Maths Shape Puzzle [TLM]                                |  | 300.00 | <b>Description</b><br>Wooden Puzzle  |
|    | Measuring Scale [TLM]                                   |  | 300.00 | <b>Description</b><br>This is a set of scales from one inch to 10 inch. This help the children to learn concept of plus and minus in the inches and can learn the negative scale also.   |
|    | Missing Puzzle [TLM]                                    |  | 150.00 | <b>Description</b><br>This tool is in the form of a puzzle focusing on the importance of water and the rising need to conserve it. The puzzle will have to be solved from the red part. After the pieces are assembled a hand pump will be visible in which water will be missing then when assembled from the green part the water will be visible flowing from the hand pump. By this tool children can be sensitized to conserve water.   |
|   | Month Game [TLM]  |  | 415.00 | <b>Description</b><br>This tool is in the form of a puzzle which gives the understanding of number of months in a year with their name and sequence.   |
|  | Multy lock puzzle [TLM]                                 |  | 400.00 | <b>Description</b><br>Wooden Puzzle  |
|  | Napier Scale (Set of 10 Scales) [TLM]                   |  | 200.00 | <b>Topic Covered</b><br>Education (TLM)<br><br><b>Description</b><br>This scale is designed to learn tables in faster manner. This comes in a set from 1 to 10 and combination of which allows the children to learn the table of any value.   |
|  | Piramid Shape [TLM]                                     |  | 300.00 | <b>Description</b><br>Woodem 3D Zig saw puzzle   |
|  | Pocket Chart (With one set of cards on one topic) [TLM] |  | 500.00 | <b>Description</b><br>This is in form of a cloth board on which fifteen pouches are stitched. This is used to learn: <ol style="list-style-type: none"> <li>1. Sentence formation in Hindi</li> <li>2. Sentence formation in English languages</li> <li>3. Solving simple equations in mathematics.</li> <li>4. Hindi alphabet flash cards</li> <li>5. English alphabet flash cards</li> </ol> This is form of folding board which allows the teacher to easily take to other classrooms. Pouches can be used for demonstration of creativity of children. |
|  | Round Puzzle [TLM]                                      |  | 300.00 | <b>Description</b><br>Wooden lock Puzzle   |

|   |   |  |         |   |
|---|---|--|---------|---|
|    | Round Zig saw [TLM]   |  | 300.00  | <b>Description</b><br>Woodem 3D Zig saw puzzle  |
|    | Sentence Building Diary (With one set of cards on one topic) [TL] |  | 1500.00 | <b>Description</b><br>This tool is consists of fifty rolling cards divided into five parts. In this diary different combination of cards can be inserted to play and learn. This is used to learn:<br>1. Sentence formation in Hindi<br>2. Sentence formation in English languages<br>3. Solving simple equations in mathematics. |
|    | Shapes 2D [TLM]   |  | 300.00  | <b>Description</b><br>This tool is in a 2 dimensional form by which children can learn shapes on early stage.   |
|    | Shapes 3D [TLM]   |  | 1000.00 | <b>Description</b><br>This tool is in a 3 dimensional form by which children can touch and feel the shape of a particular thing.  |
|   | Square shape Puzzle [TLM]   |  | 300.00  | <b>Description</b><br>Woodem 3D Zig saw puzzle  |
|  | Square shape round puzzle [TLM]                                   |  | 300.00  | <b>Description</b><br>Wooden Puzzle   |
|  | Star Puzzle [TLM]   |  | 300.00  | <b>Description</b><br>Wooden lock Puzzle  |
|  | Tool Box [TLM]  |  | 500.00  | <b>Description</b><br>This is used to give understanding of different tools, its use and its workings.  |
|  | Tortoise shape puzzle [TLM]                                       |  | 300.00  | <b>Description</b><br>Woodem 3D Zig saw puzzle  |
|  | Tying Game [TLM]  |  | 200.00  | <b>Description</b><br>This is used to give understanding of tying process to the children. It helps improve their concentration, eye movement and the grip of the fingers.  |
|  | Vitamins Plate [TLM]  |  | 300.00  | <b>Description</b><br>In this tool information about the essential vitamins are provided. Since it has magnet attached, it can be displayed on a magnetic board or can be used as flash cards.  |

|   |                                |  |        |  |
|---|--------------------------------|--|--------|--|
|  | Week Days Game [TLM]           |  | 250.00 | <b>Description</b><br>This tool is in the form of a puzzle which gives the understanding of number of days in a week with their name and sequence.   |
|  | Wooden Box Tower [TLM]         |  | 500.00 | <b>Description</b><br>This tool is in the form of boxes with six faces on which English alphabets and numerical are printed. It can be used to help teach the child the correct order of the English alphabets and the numbers.  |
|  | Zig Saw (Body Parts) [TLM]     |  | 250.00 | <b>Description</b><br>This tool is in the form of a puzzle that helps children to understand the various body parts. In this the children will need to identify the different parts of the human body and then will have to put the cards accordingly in order to complete the puzzle.     |
|  | Zig Saw Puzzle (Numbers) [TLM] |  | 500.00 | <b>Description</b><br>This tool is in the form of a puzzle in which children will have to count the number of dots printed on the board and against which they will have to put the right number in order to complete the puzzle. This tool can help children learn counting in a fun way. |