











**A complete destination for:**

- Innovative IEC/BCC Tools ● Training Materials ● Training Games & Toys
- Teaching Learning Materials ● Communication Planning ● Capacity Building on Communication
- Mid-Media Training & Campaign ● Social Gifting & Branding ● Community Monitoring Tools

## Tuberculosis (TB)

Date: 19/09/2019

Images	Name	Material	Price	Description
	Building Blocks [Positive Lifestyle of a T.B. Patient]	Plastic Box	1000.00	<p><b>Topic Covered</b> Positive Lifestyle of a T.B. Patient</p> <p><b>Description</b> This tool consists of a plastic boxes with pictures related to the things a T.B. patient should do and should not do. The participants are supposed to make a straight tower from these boxes which will only be possible by choosing the appropriate behavior. Apart from this with the help of the tool the facilitator can discuss with the participants regarding the symptoms and treatment of T.B. as well.</p>
	Changing Scenario [Symptoms and Care of T.B.]	Plastic and Metal	350.00	<p><b>Topic Covered</b> Symptoms and Care of T.B.</p> <p><b>Description</b> This tool consists of two chips with images related to the symptoms of T.B. which when changed portrays things to do during the treatment of T.B. Through the tool the facilitator can discuss with the participants regarding both ? symptoms and treatment of T.B. at the same time.</p>
	Coin Game [Positive Lifestyle of a T.B. Patient]	Ply, Paper and Plastic Counters	400.00	<p><b>Topic Covered</b> Positive Lifestyle of a T.B. Patient</p> <p><b>Description</b> This tool consists of a board with pictures related to the things a T.B. patient should do and should not do along with red and green counters. The participants are supposed to identify the appropriate and inappropriate behaviors with green and red counters respectively. Apart from this with the help of the tool the facilitator can discuss with the participants regarding the symptoms and treatment of T.B. as well.</p>
	Color TV [Treatment of T.B.]	Sunboard	300.00	<p><b>Topic Covered</b> Treatment of T.B.</p> <p><b>Description</b> This tool aims to inform the participants regarding the place where T.B should be treated. Apart from this the facilitator can also discuss with the participants the symptoms T.B. and the reasons why T.B. spreads.</p>
	Dori Game [Positive Lifestyle of a T.B. Patient]	Ply and Paper	400.00	<p><b>Topic Covered</b> Positive Lifestyle of a T.B. Patient</p> <p><b>Description</b> This tool consists of a board with pictures related to the things a T.B. patient should do and should not do along with red and green threads. The participants are supposed to identify the appropriate and inappropriate behaviors with green and red threads respectively. Apart from this with the help of the tool the facilitator can discuss with the participants regarding the symptoms and treatment of T.B. as well.</p>
	Eight Box [Symptoms and Prevention from T.B.]	Plastic Box	800.00	<p><b>Topic Covered</b> Symptoms and Prevention from T.B.</p> <p><b>Description</b> This tool consists of plastic boxes with images related to the symptoms and prevention from T.B. These boxes when arranged for the first time show the symptoms of T.B. and when rearranged show the things to do in order to prevent T.B. With the help of this tool the facilitator can also discuss with the participants regarding the reasons for T.B. to spread and things to do during its treatment.</p>

	Flip Change [Safe environment for a T.B. Patient]	MDF, Art Card	250.00	<p><b>Topic Covered</b> Safe environment for a T.B. Patient</p> <p><b>Description</b> This tool aims to inform the participants regarding the ideal environment in which a T.B. infected person should stay and the things s/he should do during the treatment of T.B.</p>
	Four Box [Symptoms of T.B.]	Plastic Box	400.00	<p><b>Topic Covered</b> Symptoms of T.B.</p> <p><b>Description</b> This tool consists of boxes having pictures related to the symptoms of T.B. The participants are supposed to arrange the boxes in such a way that all the four different pictures appear on the four different sides of the boxes without any repetition. Through this tool the facilitator can also discuss with the participants regarding the treatment of T.B. and the reasons for the T.B. to spread.</p>
	Pocket Chart [T.B.]	Matty and Art Card	500.00	<p><b>Topic Covered</b> T.B.</p> <p><b>Description</b> This tool consists of a chart with pockets along with cards with images printed on it. It focuses to give a complete knowledge related to T.B., that is, reasons for it to spread, how it spreads, its symptoms, prevention and treatment. In this tool a question card is kept in one of the pockets and the participants are asked to put the cards with images related to that question across it.</p>
	Six Box [People Vulnerable to T.B.]	Plastic Box	600.00	<p><b>Topic Covered</b> People Vulnerable to T.B.</p> <p><b>Description</b> This tool consists of plastic boxes with images of people who are most vulnerable to T.B. The participants are supposed to arrange the boxes in such a way that the images do not get repeated. Apart from this with the help of the tool the facilitator can discuss with the participants regarding the symptoms and treatment of T.B. as well.</p>